

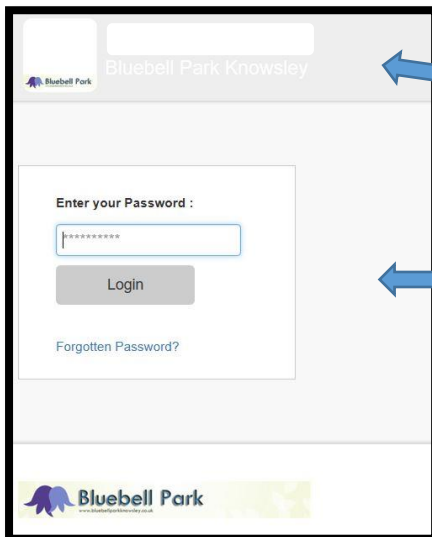
Bluebell Park School

Evidence for Learning Parent Engagement Activity Centre

Guide for Parents/Carers

We have been finalising our strategy for Remote Learning during the Covid19 Pandemic. Remote Learning is for pupils learning outside of school due to the fact they cannot attend school for a significant length of time. To provide pupils will remote learning opportunities we will be using 'Evidence for Learning Activity Centre'. Parents, families, carers and learners can access the activities that have been shared with them via the Evidence for Learning Activity Channel once they are logged into the secure Parent Portal. Please find a guide on how to access your child/young person's portal.

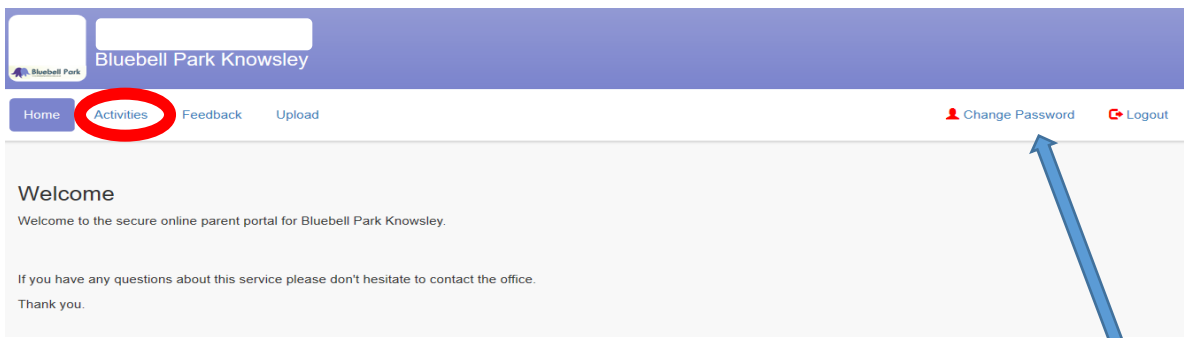
You will receive an email from The Teacher Cloud. The first email you receive will be an invite and a link to log in to your account. **Before you log in you will need to wait for the second email.** The second email ,that will follow very shortly after, will also come from The Teacher Cloud and will contain you Password. Once you have received both emails click the link to access the secure portal.



Your Childs/young person's name will be here. This is a secure link especially for the pupil.

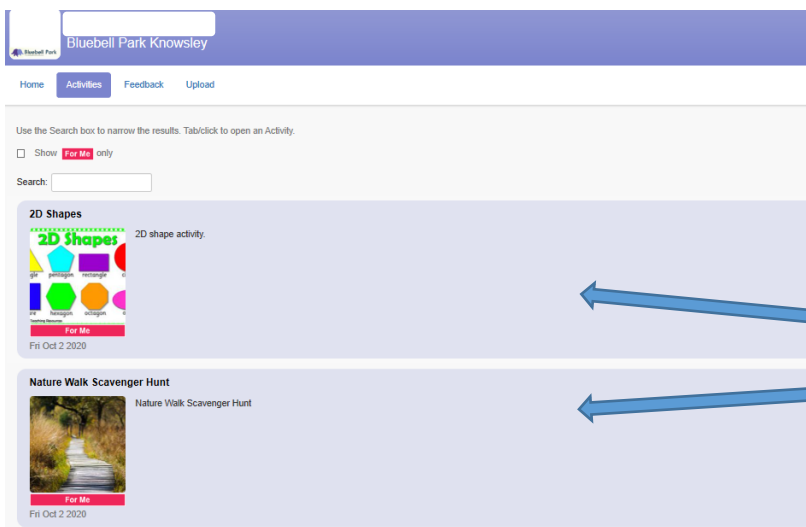
Enter the password that you received in the second email and login. You will have the opportunity to change your password to something more memorable once you have logged in.

Please note, it is a good idea to save this page for ease of future access. If you are using a tablet or smart phone, this can be saved as a widget on your home page. If you are using a lap top you can book mark it in your favourites list. (Instructions on how to do this are attached).



First, if you wish to, change your password to something more memorable using this link. Your password is encrypted and cannot be looked up by Evidence for Learning or school. If you forget your password there is a link on the login page to reset.

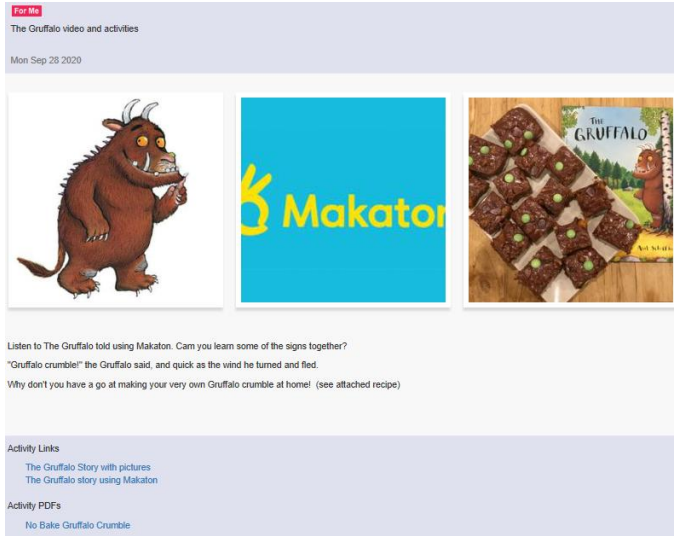
Next, tap the activities tap circled in red above.



Remote learning activities will be listed with a brief description of what is included.

Activities will have been designed especially for the pupils and will be linked to activities they are familiar with in the classroom and school environment.

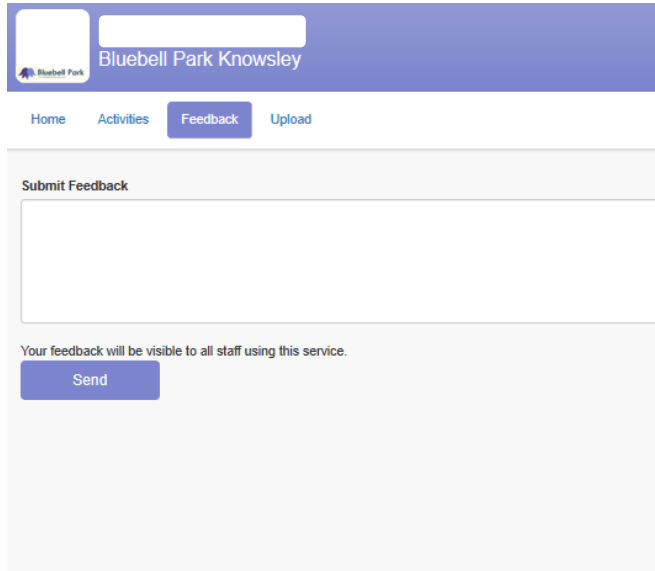
Once you have chosen which activity you will look at click on the link and you will find a list of resources and full activity description.



Each activity will include different resources. Some activities may have a video to watch, some may have pictures or PDF documents available to access and some may have a variety of these resources. Each activity will have instructions.

We would love to have some feedback from you about how these activities have gone. This could be in the form of written feedback or a photograph of a finished product or your child /young person engaging in the activity.

There are two ways you can give this feedback:

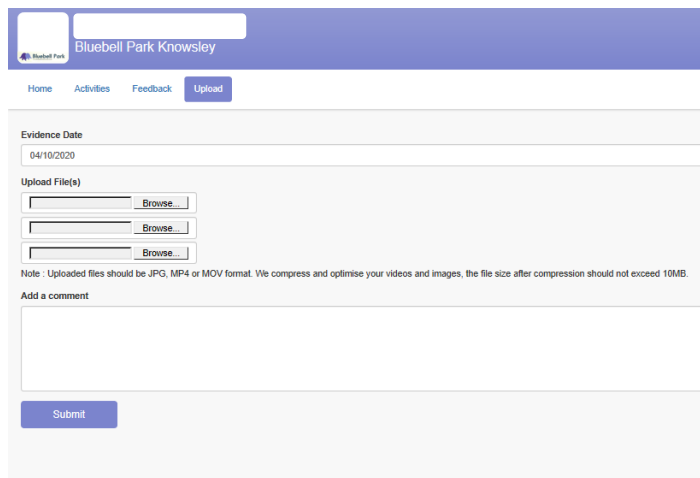


The screenshot shows the top navigation bar of the Bluebell Park Knowsley website. The 'Feedback' tab is highlighted in blue. Below the navigation bar is a 'Submit Feedback' form with a large text input area. Below the input area, there is a message: 'Your feedback will be visible to all staff using this service.' and a blue 'Send' button.

By tapping the feedback tab as highlighted in the image you will be able to send written feedback to the class teacher on how the activity went.



Powered by theTeacherCloud and Evidence for Learning.



The screenshot shows the 'Upload' tab highlighted in blue. Below the navigation bar is an 'Evidence Date' field with the value '04/10/2020'. Below this is an 'Upload File(s)' section with three 'Browse...' buttons. A note below the buttons states: 'Note : Uploaded files should be JPG, MP4 or MOV format. We compress and optimise your videos and images, the file size after compression should not exceed 10MB.' Below the note is an 'Add a comment' section with a text input area and a blue 'Submit' button.

By tapping the upload tab you will be able to submit up to 3 pictures or videos at a time in response to the activity.


If you have any difficulties with the Evidence for Learning Parent Portal please do not hesitate to contact school who will be able to offer you support.

Bookmarking your parent portal login page

You can bookmark your login page to your parent portal making it quick and easy to access.

Here are some basic steps to create bookmarks...

Add a bookmark using Chrome:

1. On your computer, open Chrome.
2. Go to your parent portal login page.
3. To the right of the address bar, click 
4. Chose a name for the webpage then tap/select '**Done**'.

Add a bookmark using Safari/Internet Explorer:

1. On your computer, open Safari/Internet Explorer.
2. Go to your parent portal login page before you enter your password.
3. Click '**Bookmarks**' in the menu bar
4. Click '**Add Bookmark**' in the drop-down menu
5. Name and choose location of the bookmark and Click '**Add**'

Create a widget button on the home menu of your iOS mobile phone/device by adding a web link to the home screen on your iPhone or iPad:

1. Tap the '**Share**' button (the rectangle with an arrow pointing upward)
2. Scroll through the options (Copy, Print, Add to Reading List etc) and tap/select '**Add to the Home Screen**'.
3. Tap '**Add**' (top right)

This will add a web link onto the home screen of your device, which can then be moved around just like your apps. Tapping on this button in the future will directly open the log-in page.

Create a widget on the home menu of your Android mobile phone/device by adding a web link to the Home screen on your Android phone or tablet (using Chrome browser on the device):

1. Tap the **3 dots** in the top right of the screen
2. Choose '**Add to Home screen**'
3. Tap '**ADD**'.

This will add a web link onto the home screen of your device, which can then be moved around just like your apps. Tapping on this button in the future will directly open the log-in page.

.