

Create Your Own Pattern


Look at the example ABC pattern below. Then cut out the shapes to create your own ABC patterns.



1.




2.



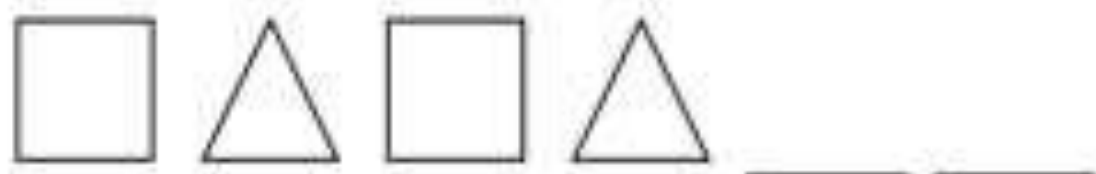

Pattern

Circle the shape that comes next.



Pattern Worksheet - Basic Shapes

Instructions: Draw the two missing shapes to complete each of the patterns below.



Name: _____

15

© 2000-2015 www.bigfunworksheets.com